

Newsletter Term 2

Wk 8 2020

Friday 5th June 2020

Dear Parents, Caregivers and Whanau,

Kia Ora

I hope you all had a great Queens birthday weekend and were able to enjoy getting together with family and friends. June has arrived and therefore so has winter...officially, it certainly feels like it has got colder in the last few days.

The building work going on at the school has continued at great pace and we are getting very close to saying goodbye to all the tradies. The shelving in Room 6a and all the classroom refurbishment work has been completed. The flat section of roofing on the learning centre has been replaced and the roofers are close to completing the replacement of the Room 1, 2 and 3 roof. The students and teachers have been amazing at carrying on their learning with lots of banging and crashing overhead.

Pick up and drop off

Thank you for your cooperation with registering your presence on the school grounds during alert level 2. We are still in alert level 2 and are still required by the government to keep a register of everyone entering school. Parents are to drop and collect children from outside school gates where possible.

If you need to support your child by going to the outside of the classroom to drop off or collect them, you will need to register your presence by checking in at the office or on signing the registers outside classrooms.

Our People

Huge congratulations to Sarah Taylor. Sarah and her husband are expecting a baby in September. Sarah will be leaving at the end of term two.

Congratulations to Jade Ahrens! Jade and her husband are expecting their first child in early November. Jade will be on maternity leave from the end of Term 3. We will keep you informed about who will be taking over teaching in Room 2 for term 4.

We are very excited for both Sarah and Jade. We can't wait to see the new additions to the Paua family.

During this week we have introduced our new teachers to students and the staff, Kansas Davies and Clare Layfield. We are looking forward to them joining the Pauatahanui team in term 3.

We welcome 2 student teachers Ata and Sophie from Victoria University. Both are working in Raukawa and will be with us for the rest of this term.

Dates for your calendars

- Board of Trustees will be meeting on the 11th June public are welcome to attend Board of Trustee meetings, if you would like to attend please let Manuela know
- Cross Country 25th of June, ppd 30th June and 2nd July
- 23rd October Teacher Only Day with the following Monday being Labour Day

Kate Excell
Deputy Principal



PAUATAHANUI
SCHOOL
Term Dates 2020

Term 1

Mon 3 Feb - Thu 9 April

Term 2

Tue 28 April - Fri 3 July

Term 3

Mon 20 July - Fri 25 Sept

Term 4

Mon 12 Oct - Tue 15 Dec

It is likely that 2 teacher only days will be scheduled during the 2020 school year.

Phone: 234 7659
office@pauatahanui.school.nz

NOTES FROM THE OFFICE

Juicies

Every Thursday the seniors are selling juicies to fundraise for their 2020 camp. Juicies are \$1.50 each. The students handling the juicies will be wearing gloves and sanitising their hands before and after the sale.

**Lucky Book Club**

Brochures for the lucky book club are coming home today. Please make sure your order by next Friday the 12th of June at the latest. You can use the Book Club LOOP app for online order and cashless payment.

Yummy Stickers

We are still collecting the yummy apple stickers, you can drop off your collection sheets in the school office.



STUDENT COUNCIL

onesie day

When?: Thursday 2nd of July

Where?: Pauatahanui school of course!!!

Who?: Everybody is welcome to join in the fun!

Wear your onesie or pyjamas to school on the 2nd of July and the best dressed get a prize! And if you're lucky your teachers might let you watch a movie!!!!

We look forward to seeing you then!



TAINUI HUB

Room 1 wrote their own versions of Goldilocks and the Three Bears.
Here are some...



Once upon a time, there lived three mermaids and a great white shark in the deep dark ocean. One day the mermaids left the house not knowing that a great white shark was behind their house. Then right as they left, the great white shark bit a hole in the mermaids' house and swam in. "Get everything!" he said. The mermaids bought the shark a saw and he repaired their house.

Rosie Colbert, Year 2

One silent night I went for a little walk and saw a strange sight. It looked like a wizard's lair but it couldn't be in the city I live in, so I went to investigate and it was! I was shocked to see a wizard's lair in the middle of the city. I thought the wizard wouldn't mind if I tried one of his potions so I went into the wizards' lair and tried the invisibility potion. Well, I thought I did! I actually drunk the potion that made me shrink to the size of a mole. When I opened my eyes everything was huge but then I saw a hole that was the perfect size for me so I sprinted into it. It went down and down and down and finally, it stopped going down and it led to a house and I saw three moles. Two adult moles and a baby mole. I asked "who are you? And where am I?" The three moles were shocked to see a very small human in their secret underground house. Mama mole said "I love visitors. Come and take a seat my darling." So that is what I did. I explained how I shrunk to the size of a mole and they said "we have some gems that can fix that but you have to find them." "They're hidden in a special room in our house." Said Papa mole. Then it must be easy to find them I thought. "It might be easy. Our house is huge so we should get started." said Baby mole. So first we went down a small tunnel, then we turned right. We came to a door that said DO NOT ENTER! This is where you will find the gems. So I went in and went down a staircase and saw a wizard. He said, "Why did you enter?" "Because I shrunk to the size of a mole!" so he let me pass and when I ate the gems I became the size of a human again. The End

Rose Sheffield, Year 3

Room 4 is complete!


Our final class members started this week. We are enjoying getting to know each other and are so pleased to be back spending time with our big buddies. They are amazing!



Lunch with our buddies



RAUKAWA HUB



Room 5 poetry

Raukawa Hub have been focusing on reading, writing and performing poetry the last couple of weeks. Here are some examples of the wonderful colour poems Room 5 wrote.

Orange

An iceblock as tasty as gummies.
Leathery, scaly jacket.
Tiger.
Mrs Golder's tunic.
By Blake

Black

Burned, crunchy Anzac slice
Rowdy, shocking speakers
Slimy, ebony paint
Sneaky, stinky kitten
As black as ink from an old fashioned pen.
Black howling in the shadow of light.
By Jade

Red

Moist, delicious raspberries
Soft, amazing blanket
Boiling hot lava swooshing in a volcano
Amazing Raspberry Coke.
By Ryder

WHITIREIA HUB



Kelly Sports

Every Tuesday, for 5 weeks, Kelly Sports comes to Pauatahanui School to teach kids some awesome sports skills. It turned out to be really fun, and they had a whole lot of fun games and courses up their sleeves.

We played a whole lot of fun games, such as really exhausting games to bring out our competitiveness. At the end of our sessions, Room 9 ends up even more red and hot than after lunchtimes!

Room 9 really enjoyed:

Capture the cones - where you have to run faster than the other team to collect all the other cones!

The opposite game- this game really tests our brain thinking where we have to run the opposite way than where they say!


Relay Races - we really enjoy cheering on our team to beat the other teams in the relay race game!

Thanks Kelly Sports for coming to our school and teaching us some cool skills!

Beeswax wraps

Isn't glad rap just so convenient? Not really, half the time people just throw it away instead of recycling it. So how are we going to stop that? Nature provided the answer. Bee's wax can be used for many things and is great because it is mostly water prove and easy to mould to food. Here is a step by step report on how to make a beeswax wrap:

You will need:

Beeswax (Harris Road honey )

Material (big enough for your food)

Saucepan

Brush

2 pieces of baking paper

Steam iron

NOTE: can be messy. use an old pan and clean surface

Put your saucepan on the stovetop and set to low heat and put your block of wax in wait until it has entirely melted

Layout your material on a clean but unwanted surface e.g newspaper non-fancy side up then brush the wax over it. Wait until dry and lay one piece of baking paper on the surface and then place the soon to be wax wrap over the parchment then add the second piece so it looks like a sandwich. Use your steam iron and iron over the sandwich shape

Let dry and eat your sandwich with
STYLE!



SCIENCE PROJECT

Kia Ora from Mrs Gibson

Since February I have been a participant on the Science Teaching Leadership Programme, funded by the New Zealand Government and managed by the Royal Society Te Apārangi. During the week I have been hosted at Victoria University in the School of Biological Sciences. I have been working with a team of scientists who are researching urban and marine biodiversity.

One weekend in February I collected data on the abundance of mobile and sessile marine species. I was amazed to identify and count different seaweeds, snails and barnacles on the South Coast. At Titahi Bay we investigated the movement of limpets. Finally, at Pauatahanui Inlet we collected data about cockles.


During March I spent a week on Matiu/Somes Island completing mark-recapture study building an inventory of the population of tuatara on the island. It was a fun experience, clambering over logs and tracking through bush late at night. My colleagues were very happy about our individual captures.



In the next newsletter I will tell you more about my adventures.

OUR ADVERTISERS

*THANK YOU VERY MUCH TO OUR LOYAL SPONSORS WHO HELP IN MANY WAYS
PLEASE CONTACT THE OFFICE IF YOU WOULD LIKE TO ADVERTISE HERE
office@pauatahanui.school.nz*

A photograph of a female dancer in a bright pink leotard performing a dynamic pose. She is in a lunge-like position with one leg extended forward and the other back, arms raised in a graceful arc. The background is dark, and the floor is light-colored. The text 'PLIMMERTON SCHOOL OF DANCE' is overlaid in the center. At the top left, a list of dance styles is provided. At the bottom right, the school's website and a note about inclusivity are displayed.

BALLET JAZZ CONTEMPORARY
HIP HOP TAP FUNK LYRICAL
ADULT STRENGTHENING

**PLIMMERTON SCHOOL
OF DANCE**

ALL AGES & ABILITIES
www.plimmertonschoolofdance.co.nz

**Loan
Market**

Are you paying **too much** for your home loan?

Rates are at a new record low in New Zealand.

I can compare over 20 lenders, call today for
an obligation free appointment.



Get smart. Make the call.

Liza & Simon Richardson, Mortgage Advisers

M: 027 5626 748 | P: 04 235 8960

liza.richardson@loanmarket.co.nz

loanmarket.co.nz/mortgage-solutions

Remember we also donate \$250.00 to the school

T's and C's apply